

NEIL MARINE

NMDF-43 MULTI DAY FISHING BOAT

DESIGNED FOR LONG LINE, BOTTOM & DROP LINE, GILL NETT FISHING AND COULD BE ADOPTED FOR PURSE SEINING AND BOTTOM TRAWLING .

STANDARD BOAT SPECIFICATION

HULL-FIBRE GLASS HULL REINFORCED WITH POLY URETHANE FOAM TRANSVERSE FRAMES AND LONGITUDINALS GLASSED

DECK -FIBRE GLAS DECK WITH MOULDED NON SKID SURFACE REINFOCED WITH HARD WOOD DECK BEAMS AND POLYURETHANE LONGITIDINALS GLASSED OVER

Length Overall	43 ft 0 inch (13.10 Mtrs.) /
Beam	14 ft 0 inch (04.25 Mtrs.)
Draft(Unladen)	4 ft 0 inch (01.21 Mtrs,)
Displacement (Light)	12 Tons. Approx...
(Loaded)	28 Tons. Approx.
Recommended Engine	160 HP
Polyurethane foam Insulated Fish/Hold Capacity	09 M3
Polyurethane foam Insulated Bait Hold Capacity	05 M3
Polyurethane foam Insulated Slurry Tank Capacity	06 M3
Fuel Tanks Capacity(GRP hull wing tanks)	4000 Ltrs.
Fresh Water Tanks Capacity(GRP hull wing tanks)	1800 Ltrs.
Number of Crew	04 Crew.



Vessels Lay out as per General Arrangement Drawing Nos. 43NMDF/FV/GA/13/358 & 40NMDF/FV/15/205 consist of

Fore peak, Fish Hold, Bait Hold ,Engine Room & Rudder hull compartments

Wheel House is fitted with Helm console with wheel, chart table, 04 nos .crew bunks, Galley with cooker and sink fitted with a pressure fresh water tap, Toilet Compartment fitted with a marine WC and a wash basin with tap..

Fish Hold / Bait Hold and Slurry tanks could be re arranged to meet different customer fishing requirements .

24 Volts DC main electrical system with 2 x 200 amp Battery Bank for engine start and lighting & equipment

Vessels lighting consist standard vessel lights, navigation and fishing lights.

Pressure fresh water system with tap outlets in galley and toilet

OPTIONS

Bow Pulpit stainless steel rail

Mast and Derrick

Fwd. Deck Canvas Canopy on stainless steel tubular frame work

GRP Radar Mast

Wheel house Hood Railing

Aft. Deck Canvas Canopy on stainless steel tubular frame work


Fishing Equipment & Fishing Gear

Navigational and Communication Equipment/Auto Pilot

Fish Holds Refrigeration /Auxiliary AC Generator

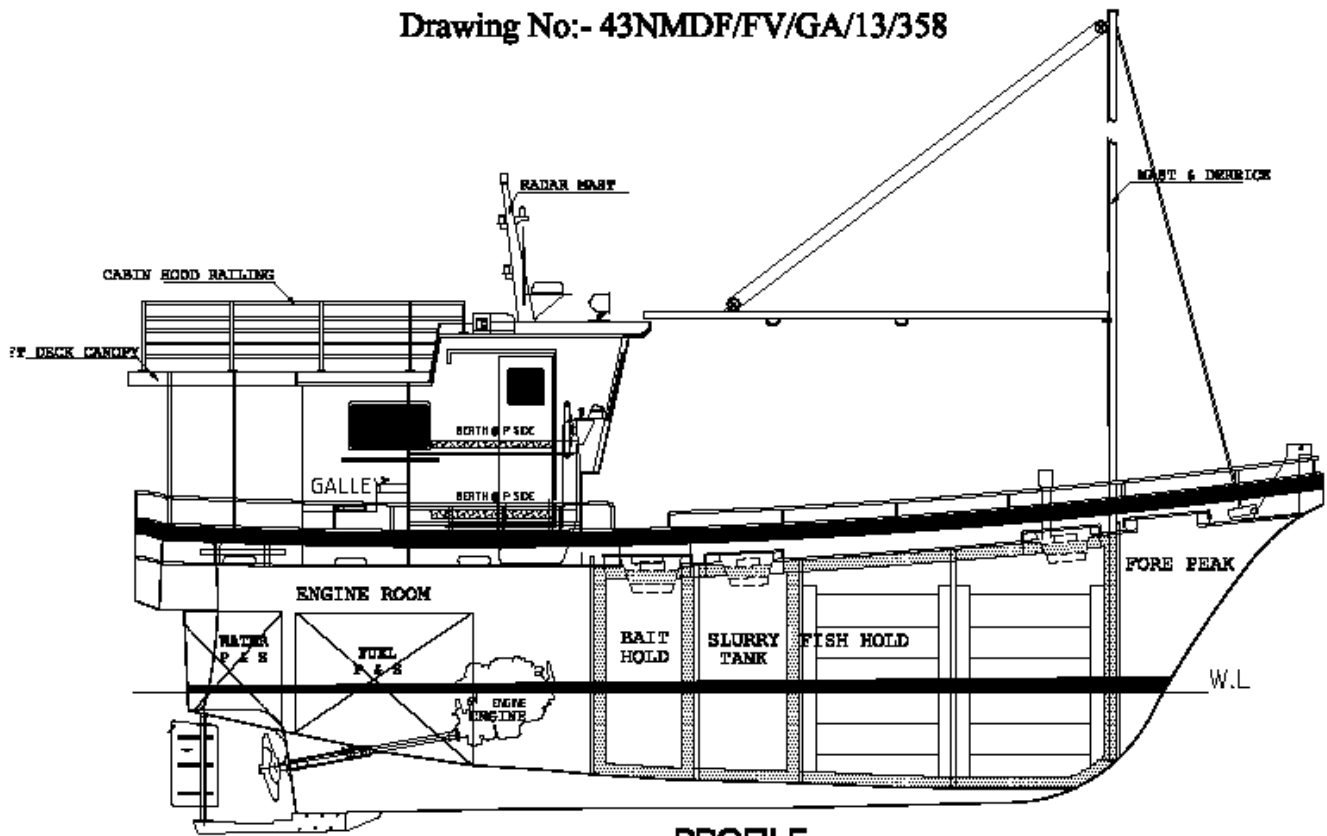
APPLICABLE FISHING

LONG LINE, BOTTOM & DROP LINE, GILL NETT FISHING AND PURSE SEINING AND BOTTOM TRAWLING .

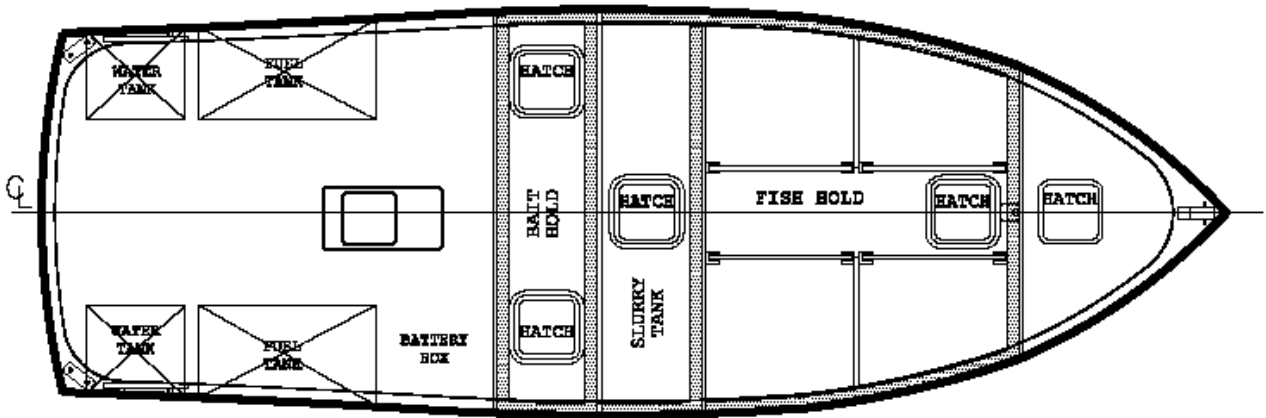


NMDF - 43 MULTI DAY FISHING BOAT

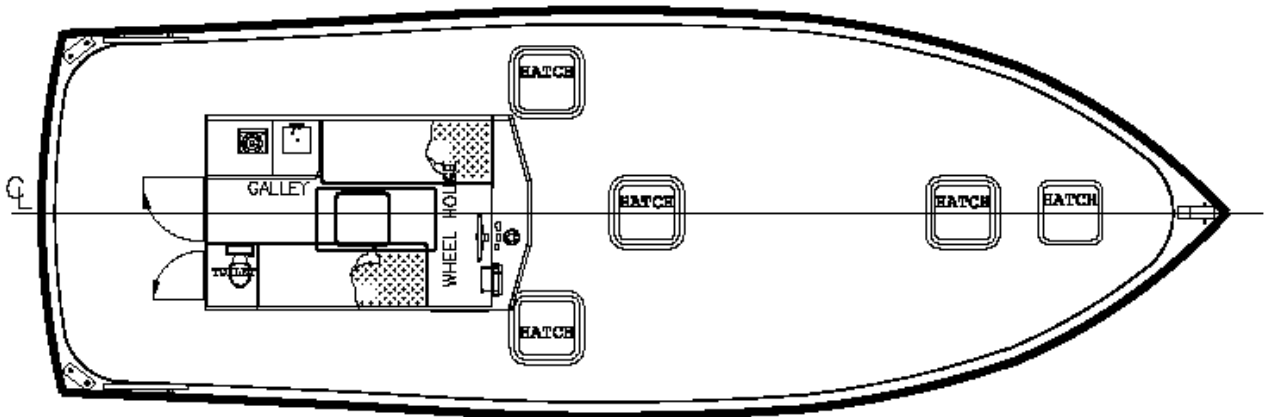
Drawing No:- 43NMDF/FV/GA/13/358



PROFILE



BELOW DECK PLAN



PLAN

