

NEIL MARINE

NMDF-35 MULTI DAY FISHING BOAT

DESIGNED FOR LONG RANGE LONG LINE,BOTTOM & DROP LINE, GILL NETT FISHING

STANDARD BOAT SPECIFICATION

HULL-FIBRE GLASS HULL REINFORCED WITH POLY URETHANE FOAM TRANSVERSE FRAMES AND LONGITUDINALS GLASSED

DECK -FIBRE GLAS DECK WITH MOULDED NON SKID SURFACE REINFOCED WITH HARD WOOD DECK BEAMS AND POLYURETHANE LONGITIDINALS GLASSED OVER

Length Overall	35 ft 0 inch (10.73 Mtrs.)
Beam	13 ft 0 inch (03.97 Mtrs.)
Draft(Unladen)	3 ft 6 inch (01.06 Mtrs,)
Displacement (Light)	07.5 Tons. Approx...
(Loaded)	14.0 Tons. Approx.
Recommended Engine	68-120 HP
Polyurethane foam Insulated Fish/Hold Capacity	12 M3
Polyurethane foam Insulated Net Hold Capacity	03 M3
Fuel Tanks Capacity(GRP hull wing tanks)	2500 Ltrs.
Fresh Water Tanks Capacity(GRP hull wing tanks)	1000 Ltrs.
Number of Crew	03 Crew.



NMDF 35 MULTI DAY FISHING BOAT

Vessels Lay out as per General Arrangement Drawing No 35NMDF/FV/GA/15/305 consist of Fore peak, Fish Hold, Net Hold ,Engine Room & Rudder hull compartments
Wheel House is fitted with Helm console with wheel, 02 Nos..crew bunks, Galley with cooker and Sink with pressure fresh water tap, Toilet Compartment fitted with a marine WC and a wash basin with tap.
Internal rudder fitted with hydraulic steering and wheel

Fish Hold and/Net Hold could be re arranged to meet different customer fishing requirements .

12/24 Volts DC main electrical system with 2 x120 amp Battery Banka for engine start and lighting & equipment
Vessels lighting consist standard vessel lights, navigation and fishing lights.
Fresh water system with tap outlets and foot pumps in galley and toilet

OPTION

Stainless steel Gunwhale Railing

Mast and Derrick

Fwd. Deck Canvas Canopy on stainless steel tubular frame work


Wheel house Hood Railing

Aft. Deck Canvas Canopy on stainless steel tubular frame work

Fishing Equipment & Fishing Gear

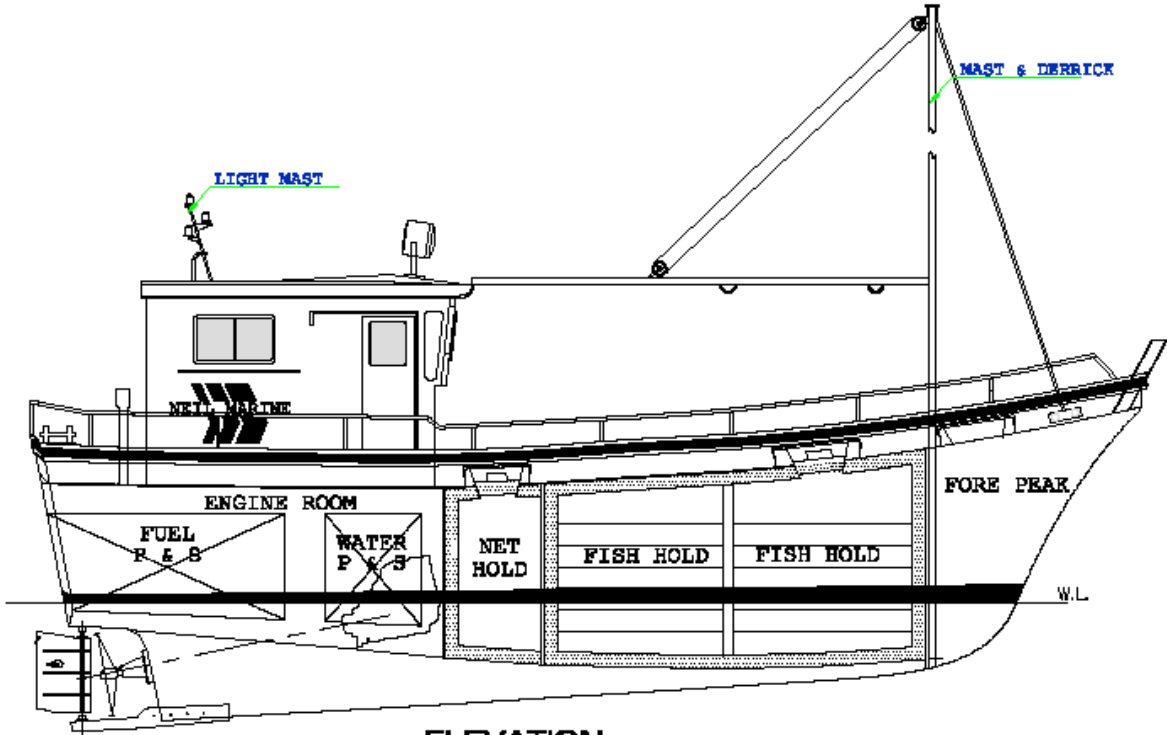
Navigational and Communication Equipment/

APPLICABLE FISHING - LONG LINE, BOTTOM & DROP LINE, GILL NETT FISHING

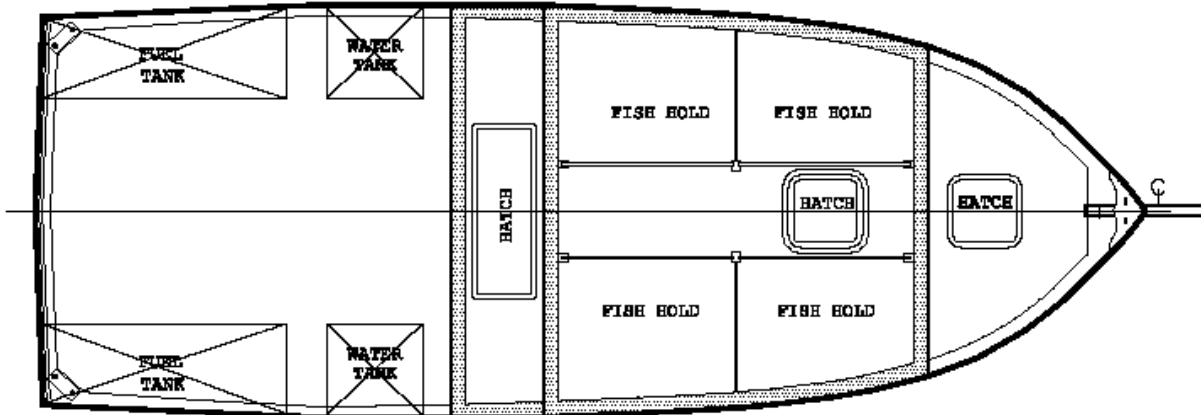


NMDF - 35 MULTI DAY FISHING BOAT

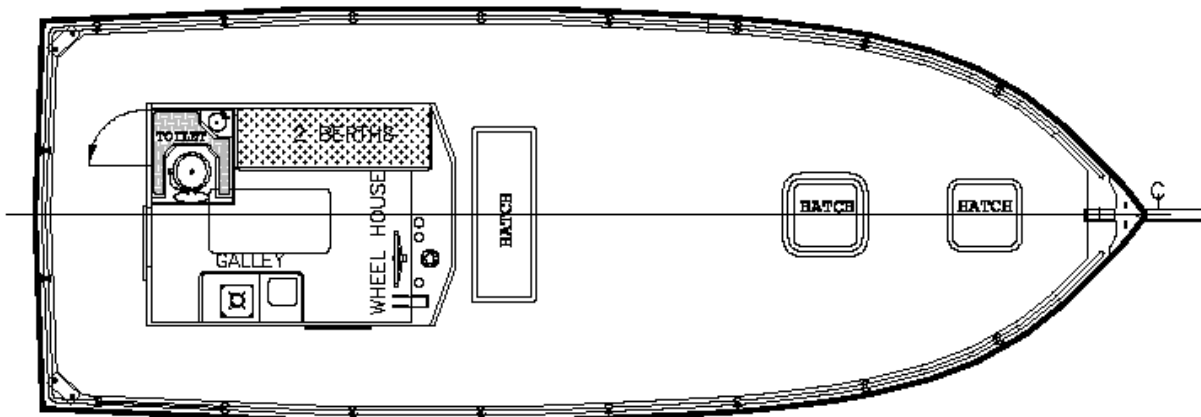
Drawing No:- 35NMDF/FV/GA/15/305



ELEVATION



BELOW DECK PLAN



DECK PLAN