

NEIL MARINE

NM-28 MK3 MULTI DAY FISHING BOAT

DESIGNED FOR LONG RANGE LONG LINE, BOTTOM & DROP LINE, GILL NETT FISHING

STANDARD BOAT SPECIFICATION

HULL-FIBRE GLASS HULL REINFORCED WITH POLY URETHANE FOAM TRANSVERSE FRAMES AND LONGITUDINALS GLASSED

DECK -FIBRE GLAS DECK WITH MOULDED NON SKID SURFACE REINFOCED WITH HARD WOOD DECK BEAMS AND POLYURETHANE LONGITIDINALS GLASSED OVER

Length Overall	28 ft 05 inch (08.66 Mtrs.)
Beam	09 ft 00 inch (02.76 Mtrs.)
Draft(Unladen)	02 ft 08 inch (00.74 Mtrs.)
Displacement (Light)	3.0 Tons. Approx...
(Loaded)	5.5 Tons. Approx.
Recommended Engine	38-40 HP
Polyurethane foam Insulated Fish/Hold Capacity	2.4 M3
Polyurethane foam Insulated Net Hold Capacity	1.3 M3
Fuel Tanks Capacity(GRP hull wing tanks)	1000 Ltrs.
Fresh Water Tanks Capacity(GRP hull wing tanks)	100 Ltrs.
Number of Crew	02 Crew.



Vessels Lay out as per General Arrangement Drawing No 28NM/FV/GA/15/316 Consist of
Fore peak, Fish Hold, Bait Hold ,Engine Room & Rudder hull compartments
Wheel House is fitted with Helm console with wheel,2crew bunks,
Galley with cooker and sink and storage provided out side on aft deck
Fish Hold / Bait Hold and Slurry tanks could be re arranged to meet different customer fishing requirements .

24 Volts DC main electrical system with 2 x200 amp Battery Banka for engine start and lighting & equipment
Vessels lighting consist standard vessel lights, navigation and fishing lights.
Pressure fresh water system with tap outlets in galley and toilet

OPTION

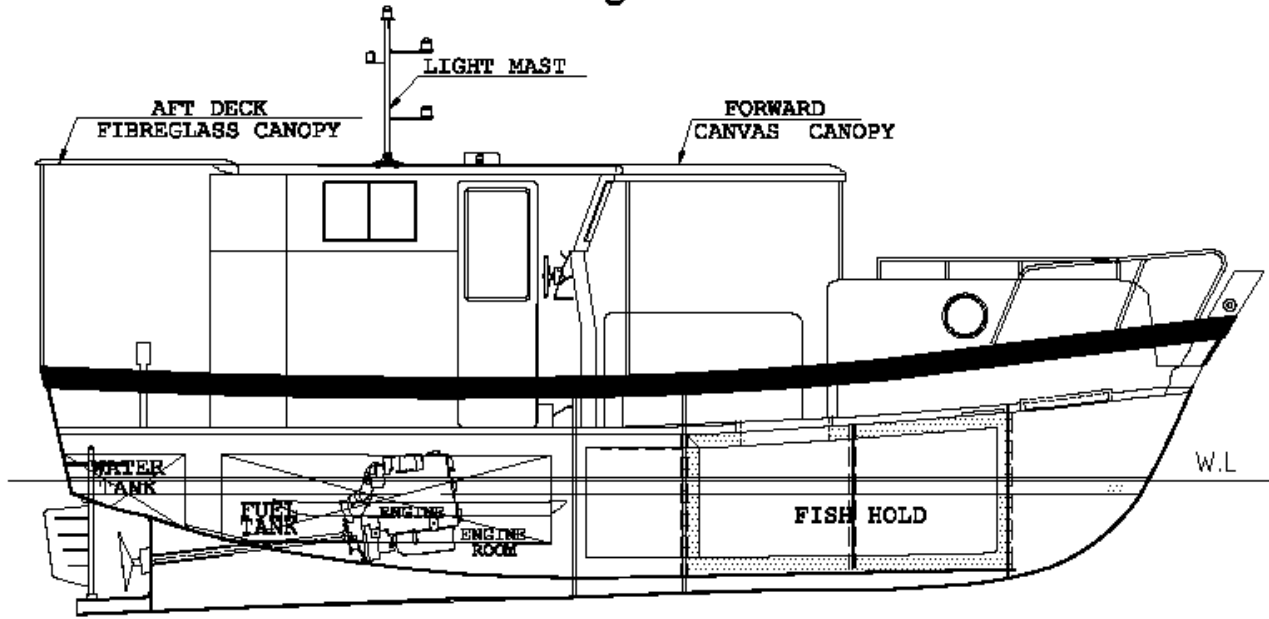
Bow Pulpit stainless steel rail
Mast and Derrick
Fwd. Deck Canvas Canopy on stainless steel tubular frame work
GRP Radar Mast
Wheel house Hood Railing
Aft. Deck Canvas Canopy on stainless steel tubular frame work
Fishing Equipment & Fishing Gear
Navigational and Communication Equipment/Auto Pilot
Fish Holds Refrigeration /Auxiliary AC Generator

**APPLICABLE FISHING –
LONG LINE, BOTTOM & DROP LINE ,GILL NETT FISHING .**

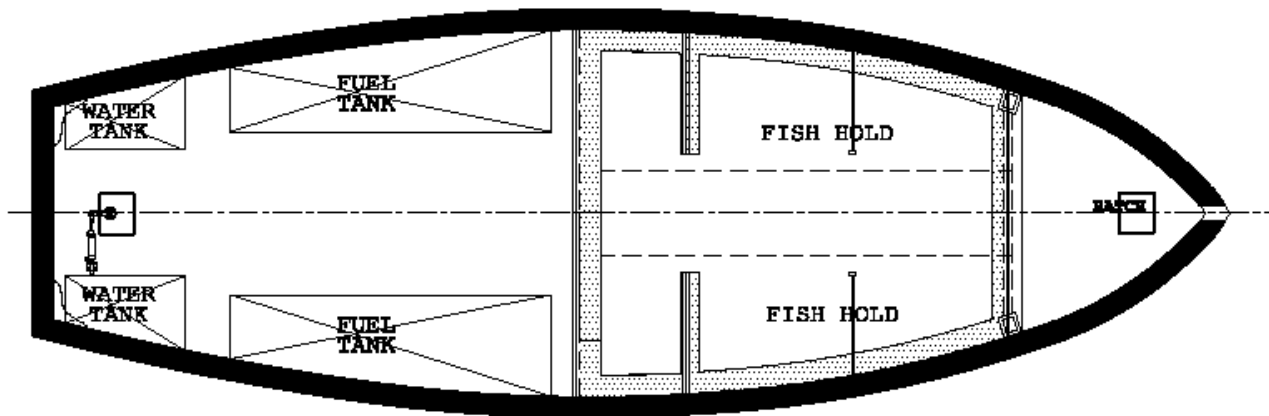


NM - 28 MK3 MULTI DAY FISHING BOAT

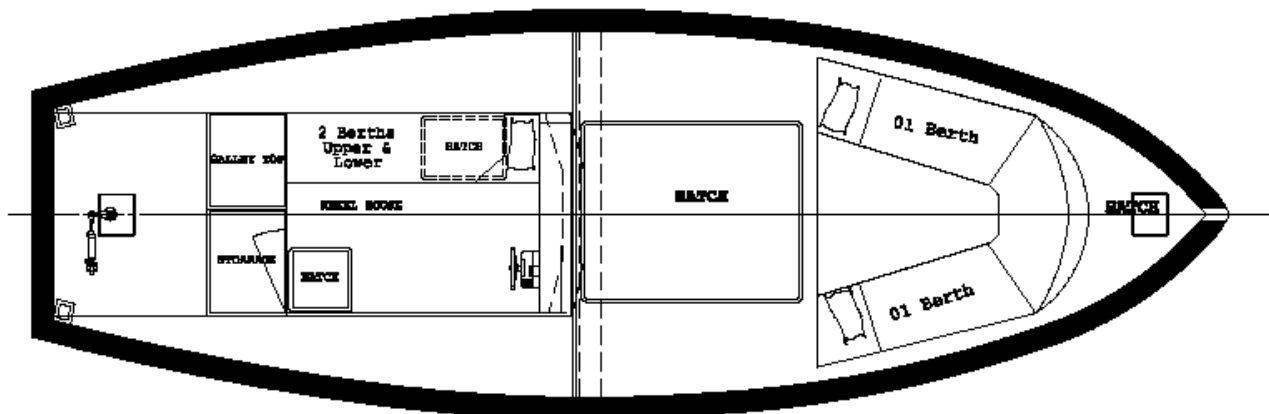
Drawing No :- 28NM/FV/GA/15/316



PROFILE



BELOW DECK PLAN



DECK PLAN